


Pilot Milkshed Sustainability Project

Year One Report on Environmental Sustainability,
Local Resources, and Financial Benchmarking

Project Partners:



Farm Average/Four FieldPrint Scores for Sustainability



Field to Market
FIELDPRINT PLATFORM



Corn Silage

Your Farm



Tons of soil leaving the fields
Smaller is better

Soil Conservation

Project Benchmark

1.60



Amount of carbon in the soil
Larger is better

Soil Carbon

.60



Acres of land used per bushel
Smaller is better

Land Use

.004



Water quality score from 1-10
Larger is better

Water Quality

7.77



Local Water Resources

Continuous Implementation
Conservation Practices



Current sediment yield
(baseline condition)



Member farms decrease sediment
to local streams



Decrease by 28%
(impact from adopted
conservation practices)

FARM Environmental Stewardship

FARM ES Footprint for
milk production

FPP Footprint for crop
production

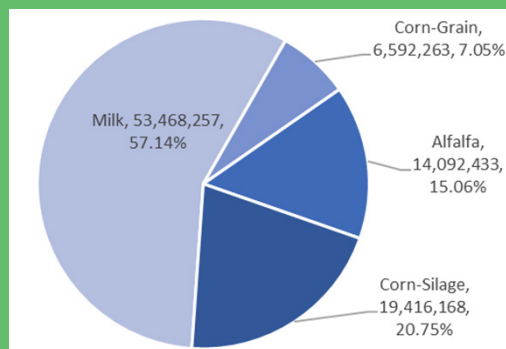
Green house gas emissions
&
Energy use



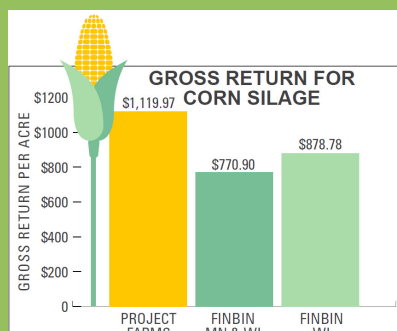
Green house gas emissions
&
Energy use



Total Greenhouse Gas (lbs CO₂e)
Whole Farm



Financial Benchmarking



Financial Analysis of

- Corn Grain
- Corn Silage
- Alfalfa



Conservation Practices

- Cover crops
- No till/minimal till
- Contouring
- Nutrient management